

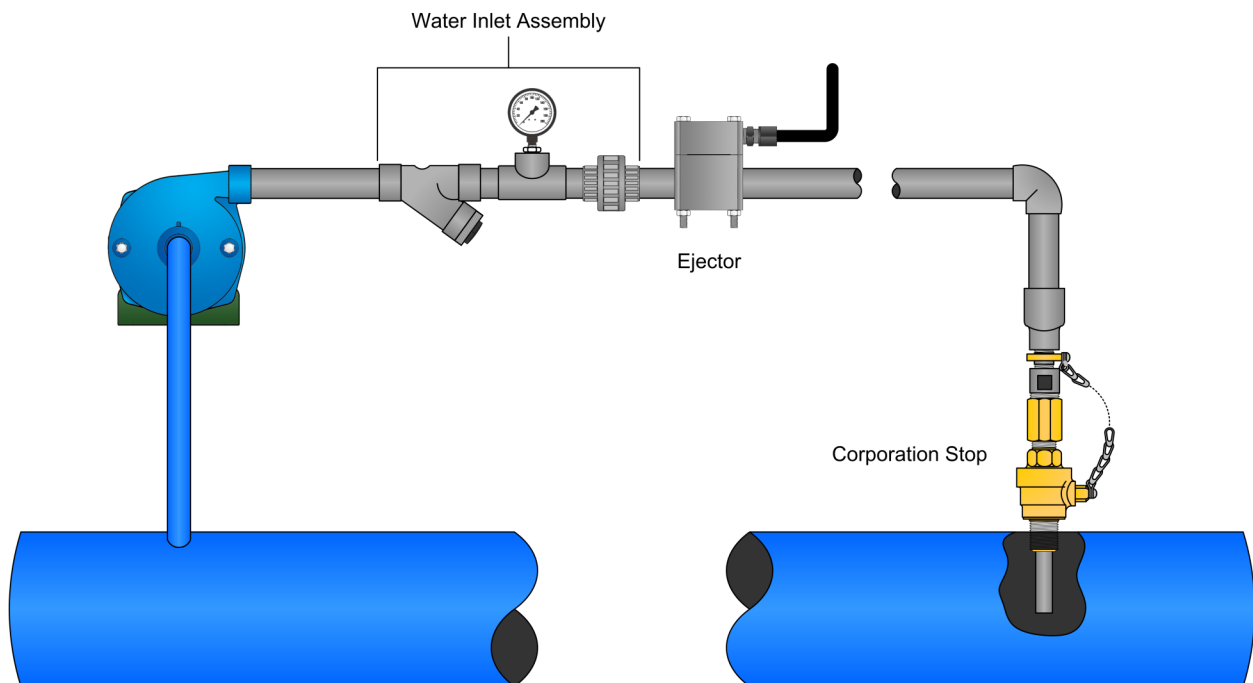
Water Inlet Assemblies

A water inlet assembly is a preassembled arrangement of components installed in the water line on the inlet / supply side of an ejector. They are used to remove unwanted debris from the water, indicate the supply pressure to the ejector nozzle and provide a quick & easy way to remove the ejector for maintenance or replacement.

- The Y-strainer removes unwanted debris from the water flowing to the ejector by forcing the water to pass through a perforated straining element. This will protect the ejector nozzle and prevent clogging.
- A pressure gauge is placed after the Y-strainer to monitor the inlet pressure to the ejector nozzle. Having a gauge allows continuous monitoring of ejector inlet pressure and can aid in troubleshooting.
- Placed on the outlet of the water inlet assembly is a union that provides a quick & easy disconnect for removing the attached ejector for service. For optimal hassle free removal of the ejector from the water line, place a second union on the discharge side.

Hydro Instruments manufactures all of its water inlet assemblies out of Schedule 80 PVC components for maximum durability in any application.

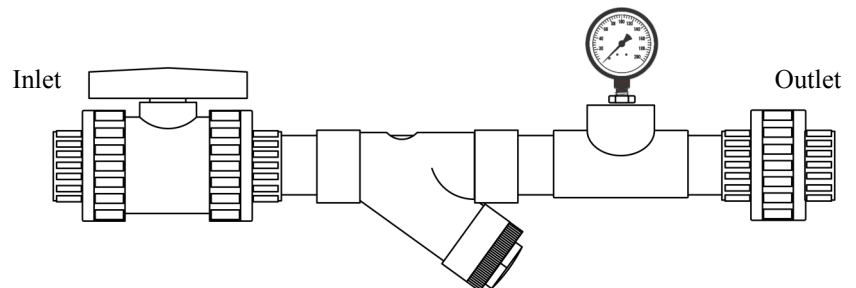
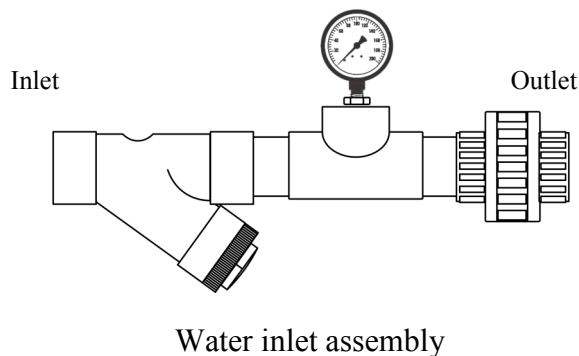
For additional information and/or alternate configurations please consult Hydro Instruments.



Each water inlet assembly includes:

- One PVC Schedule 80 Union with Viton O-ring seal on the outlet.
- One PVC Schedule 80 Y-Strainer with PVC screen and Viton O-ring seal on the inlet.
- One liquid filled pressure gauge with 2.5" dial, 0-160 psi. (standard) For other pressure ranges or gauge options consult our rep.
- For other materials consult our rep.

Part Number	Description	Inlet Connection	Outlet Connection
WIA-PVC-075-IS	3/4" Water Inlet Assembly	3/4" Socket	3/4" NPT Union
WIA-PVC-075-BV-IS	3/4" Water Inlet Assembly with true union ball valve	3/4" Socket	3/4" NPT Union
WIA-PVC-125-IS	1 1/4" Water Inlet Assembly	1 1/4" Socket	1 1/4" NPT Union
WIA-PVC-125-BV-IS	1 1/4" Water Inlet Assembly with true union ball valve	1 1/4" Socket	1 1/4" NPT Union
WIA-PVC-200-IS	2" Water Inlet Assembly	2" Socket	2" Socket Union
WIA-PVC-200-BV-IS	2" Water Inlet Assembly with true union ball valve	2" Socket	2" Socket Union



Water inlet assembly with true union ball valve